































THE WORD FOR THE WORLD
STATUS OF BIBLE TRANSLATIONS PROJECTS (December 31, 2017)

No.	Area	Language	Estimated No. of Primary Speakers	% Bible Finished	% OT Finished	% NT Finished	New Testament Available	Bible Available
55	South Asia (for security reasons, pseudonyms are used for all regions and language names)							
3	Aanp Region							
		<i>Rel</i>	22,000	 6%	0%	24%	-	-
		<i>Soko</i>	1,500	 6%	0%	24%	-	-
		<i>Wari</i>	9,300	 6%	0%	24%	-	-
5	Kan Region							
		<i>Goli</i>	20,179	 7%	0%	30%	-	-
		<i>Hapi</i>	15,000	 7%	0%	32%	-	-
		<i>Pani</i>	30,000	 3%	0%	11%	-	-
		<i>Sidi</i>	45,000	 7%	0%	30%	-	-
		<i>Sigar</i>	15,000	 7%	0%	30%	-	-
4	Manp Region							
		<i>Bhili</i>	391,378	 5%	0%	20%	-	-
		<i>Bhumi</i>	261,034	 5%	0%	20%	-	-
		<i>Mera</i>	3,013,874	 5%	0%	20%	-	-
		<i>Pori</i>	427,668	 5%	0%	20%	-	-
8	Mans Region							
		<i>Ahra</i>	779,000	 9%	0%	40%	-	-
		<i>Daka</i>	139,000	 9%	0%	40%	-	-
		<i>Galan</i>	20,200	Restarted	0%	5%	-	-
		<i>Holi</i>	500	 9%	0%	40%	-	-
		<i>Lohi</i>	150,000	 9%	0%	40%	-	-
		<i>Nali</i>	30,000	 10%	0%	42%	-	-
		<i>Nari</i>	10,000	Restarted	0%	0%	-	-
		<i>Pala</i>	25,000	 10%	0%	44%	-	-
11	North							
	NL	<i>Ari</i>	25,370	 14%	0%	62%	-	-
	NL	<i>Biro</i>	21,620	 15%	0%	63%	-	-
	NL	<i>Bija</i>	15,560	 15%	0%	64%	-	-
	NL	<i>Baks</i>	51,310	 11%	0%	48%	-	-
	NL	<i>Dunri</i>	190,580	 20%	2%	82%	-	-
	NL	<i>Jasari</i>	110,000	 19%	4%	69%	-	-
	NL	<i>Kinri</i>	63,600	 11%	0%	47%	-	-
	NL	<i>Kinrip</i>	?	 34%	21%	77%	-	-
	NL	<i>Meri</i>	5,350	 20%	5%	69%	-	-
	NL	<i>Meti</i>	645,000	 3%	0%	15%	-	-
	NL	<i>Shakti</i>	3,644,000	 29%	13%	86%	-	-
12	Oan Region							
		<i>Bopo</i>	50,000	 14%	0%	62%	-	-

THE WORD FOR THE WORLD
STATUS OF BIBLE TRANSLATIONS PROJECTS (December 31, 2017)

		<i>Dega</i>	350,000	13%	0%	56%	-	-
		<i>Hado</i>	362,000	17%	2%	67%	-	-
		<i>Jursa</i>	300,000	13%	0%	56%	-	-
		<i>Kopo</i>	75,000	13%	0%	55%	-	-
		<i>Koy</i>	15,000	14%	0%	62%	-	-
	NL	<i>Kudha</i>	70,000	12%	0%	51%	-	-
		<i>Kuv</i>	158,000	11%	0%	48%	-	-
		<i>Nepo</i>	150,000	13%	0%	58%	-	-
		<i>Olga</i>	200,000	14%	0%	63%	-	-
		<i>Rimu</i>	150,000	4%	5%	0%	2012*	-
		<i>Sida</i>	139,321	14%	0%	62%	-	-
6	South							
	NL	<i>Cheta</i>	5,000	22%	6%	79%	-	-
	NL	<i>Manna</i>	7,850	23%	6%	81%	-	-
	NL	<i>Muga</i>	3,370	23%	6%	82%	-	-
	NL	<i>Matan</i>	16,800	23%	6%	81%	-	-
	NL	<i>Pakru</i>	3,870	22%	6%	79%	-	-
	NL	<i>Ravla</i>	31,900	22%	5%	79%	-	-
6	South East Asia							
	NEC	<i>Bun</i>	5,000	23%	0%	100%	-	-
	NEC	<i>Karam</i>	1,400	15%	0%	64%	-	-
	NEC	<i>Mpri</i>	1,485,000	14%	0%	61%	-	-
	NEC	<i>Nagatu</i>	15,000	25%	2%	100%	-	-
	NEC	<i>Kechep</i>	25,000	26%	4%	100%	2017-10-27	-
	NEC	<i>Tag</i>	50,000	25%	2%	100%	-	-

13,847,534

* Printed by another agebcy