

THE WORD FOR THE WORLD

STATUS OF BIBLE TRANSLATIONS PROJECTS

(December 31, 2017)

No.	Area	Language	Estimated No. of Primary Speakers	% Bible Finished	% OT Finished	% NT Finished	New Testament Available	Bible Available
111	TOTAL BIBLES COMPLETED OR IN PROGRESS							
1	DRC							
		<i>Taabua</i>	961,519	70%	61%	100%	2009-08-15	-
24	Ethiopia							
		<i>Aari</i>	357,949	89%	86%	100%	1997*	-
		<i>Awngi</i>	788,576	32%	16%	87%	-	-
		<i>Baiso</i>	10,350	11%	0%	48%	-	-
		<i>Banna</i>	35,000	13%	17%	0%	-	-
		<i>Basketo</i>	113,000	10%	14%	0%	2015*	-
		<i>Bench</i>	510,000	80%	85%	61%	1990*	-
		<i>Borna</i>	76,939	36%	20%	86%	-	-
		<i>Burji</i>	129,000	10%	14%	0%	-	-
		<i>Dawro</i>	544,000	88%	85%	100%	2012-06-13	-
		<i>Gamo</i>	1,107,163	88%	85%	100%	2012-01-01	-
		<i>Gayil</i>	85,000	13%	0%	55%	-	-
		<i>Gedeo</i>	986,977	81%	80%	85%	-	-
		<i>Gofa</i>	447,370	88%	85%	100%	2012-01-01	-
		<i>Guji</i>	2,000,000	88%	85%	100%	2008-08-02	-
		<i>Halaba</i>	287,282	41%	27%	86%	-	-
		<i>Konta</i>	90,846	21%	2%	86%	-	-
		<i>Maale</i>	120,938	100%	100%	100%	2008-07-29	2016-07-10
		<i>Maro</i>	91,000	New	0%	0%	-	-
		<i>Melo</i>	128,000	20%	0%	86%	-	-
		<i>Mega</i>	209,000	1%	0%	3%	-	-
		<i>Oyda</i>	55,724	20%	0%	86%	-	-
		<i>Qena</i>	287,000	2%	0%	11%	-	-
		<i>Sheko</i>	46,406	21%	7%	67%	-	-
		<i>Yemsa</i>	197,506	30%	13%	86%	-	-
55	South Asia (for security reasons, pseudonyms are used for all language names)							
3	Aanp Region							
		<i>Rel</i>	22,000	6%	0%	24%	-	-
		<i>Soko</i>	1,500	6%	0%	24%	-	-
		<i>Wari</i>	9,300	6%	0%	24%	-	-
5	Kan Region							

THE WORD FOR THE WORLD

STATUS OF BIBLE TRANSLATIONS PROJECTS



























(December 31, 2017)

No.	A r e a	Language	Estimated No. of Primary Speakers	% Bible Finished	% OT Finished	% NT Finished	New Testament Available	Bible Available
		<i>Goli</i>	20,179	7%	0%	30%	-	-
		<i>Hapi</i>	15,000	7%	0%	32%	-	-
		<i>Pani</i>	30,000	3%	0%	11%	-	-
		<i>Sidi</i>	45,000	7%	0%	30%	-	-
		<i>Sigar</i>	15,000	7%	0%	30%	-	-
4	Manp Region							
		<i>Bhili</i>	391,378	5%	0%	20%	-	-
		<i>Bhumi</i>	261,034	5%	0%	20%	-	-
		<i>Mera</i>	3,013,874	5%	0%	20%	-	-
		<i>Pori</i>	427,668	5%	0%	20%	-	-
8	Mans Region							
		<i>Ahra</i>	779,000	9%	0%	40%	-	-
		<i>Daka</i>	139,000	9%	0%	40%	-	-
		<i>Galan</i>	20,200	Restarted	0%	5%	-	-
		<i>Holi</i>	500	9%	0%	40%	-	-
		<i>Lohi</i>	150,000	9%	0%	40%	-	-
		<i>Nali</i>	30,000	10%	0%	42%	-	-
		<i>Nari</i>	10,000	Restarted	0%	0%	-	-
		<i>Pala</i>	25,000	10%	0%	44%	-	-
11	North							
	NL	<i>Ari</i>	25,370	14%	0%	62%	-	-
	NL	<i>Biro</i>	21,620	15%	0%	63%	-	-
	NL	<i>Bija</i>	15,560	15%	0%	64%	-	-
	NL	<i>Baks</i>	51,310	11%	0%	48%	-	-
	NL	<i>Dunri</i>	190,580	20%	2%	82%	-	-
	NL	<i>Jasari</i>	110,000	19%	4%	69%	-	-
	NL	<i>Kinri</i>	63,600	11%	0%	47%	-	-
	NL	<i>Kinrip</i>	?	34%	21%	77%	-	-
	NL	<i>Meri</i>	5,350	20%	5%	69%	-	-
	NL	<i>Meti</i>	645,000	3%	0%	15%	-	-
	NL	<i>Shakti</i>	3,644,000	29%	13%	86%	-	-
12	Oan Region							
		<i>Bopo</i>	50,000	14%	0%	62%	-	-
		<i>Dega</i>	350,000	13%	0%	56%	-	-

THE WORD FOR THE WORLD

STATUS OF BIBLE TRANSLATIONS PROJECTS



























(December 31, 2017)

No.	Area	Language	Estimated No. of Primary Speakers	% Bible Finished	% OT Finished	% NT Finished	New Testament Available	Bible Available
		<i>Hado</i>	362,000	 17%	2%	67%	-	-
		<i>Jursa</i>	300,000	 13%	0%	56%	-	-
		<i>Kopo</i>	75,000	 13%	0%	55%	-	-
		<i>Koy</i>	15,000	 14%	0%	62%	-	-
	NL	<i>Kudha</i>	70,000	 12%	0%	51%	-	-
		<i>Kuv</i>	158,000	 11%	0%	48%	-	-
		<i>Nepo</i>	150,000	 13%	0%	58%	-	-
		<i>Olga</i>	200,000	 14%	0%	63%	-	-
		<i>Rimu</i>	150,000	 4%	5%	0%	2012*	-
		<i>Sida</i>	139,321	 14%	0%	62%	-	-
6	South							
	NL	<i>Cheta</i>	5,000	 22%	6%	79%	-	-
	NL	<i>Manna</i>	7,850	 23%	6%	81%	-	-
	NL	<i>Muga</i>	3,370	 23%	6%	82%	-	-
	NL	<i>Matan</i>	16,800	 23%	6%	81%	-	-
	NL	<i>Pakru</i>	3,870	 22%	6%	79%	-	-
	NL	<i>Ravla</i>	31,900	 22%	5%	79%	-	-
6	South East Asia							
	NEC	<i>Bun</i>	5,000	 23%	0%	100%	-	-
	NEC	<i>Karam</i>	1,400	 15%	0%	64%	-	-
	NEC	<i>Mpri</i>	1,485,000	 14%	0%	61%	-	-
	NEC	<i>Nagatu</i>	15,000	 25%	2%	100%	-	-
	NEC	<i>Kechep</i>	25,000	 26%	4%	100%	2017-10-27	-
	NEC	<i>Tag</i>	50,000	 25%	2%	100%	-	-
2	Malawi							
		<i>Lambya</i>	300,000	 71%	62%	100%	2015-12-01	-
		<i>Sena</i>	359,000	 100%	100%	100%	2000-04-20	2006-08-09
1	Myanmar							
	NEC	<i>Da</i>	43,000	 23%	0%	100%	-	-
1	Slovakia							
		<i>E. SK Romani</i>	488,000	 49%	34%	100%	2014-11-08	-
18	Tanzania							

THE WORD FOR THE WORLD

STATUS OF BIBLE TRANSLATIONS PROJECTS

(December 31, 2017)

No.	A r e a	Language	Estimated No. of Primary Speakers	% Bible Finished	% OT Finished	% NT Finished	New Testament Available	Bible Available
	PBT	<i>Kutu</i>	91,824	 28%	PBT	100%	2016-10-15	-
	PBT	<i>Kwere</i>	205,341	 33%	PBT	100%	2015-09-11	-
		<i>Lughuru</i>	959,531	 47%	31%	100%	2015-09-11	-
	PBT	<i>Makonde</i>	1,643,872	 10%	PBT	42%	-	-
		<i>Makua</i>	1,648,237	 40%	23%	100%	2016-07-01	-
		<i>Matengo</i>	308,590	 10%	0%	44%	-	-
		<i>Mpoto</i>	123,900	 13%	0%	54%	-	-
	PBT	<i>Mwera</i>	641,881	 10%	PBT	42%	-	-
		<i>Ndamba</i>	112,229	 42%	24%	100%	2015-09-11	-
		<i>Ndendeule</i>	139,709	 10%	0%	45%	-	-
		<i>Ngindo</i>	449,618	 38%	19%	100%	2016-07-20	-
		<i>Ngoni</i>	409,829	 19%	0%	82%	-	-
		<i>Nguu</i>	269,769	 36%	17%	100%	2015-09-11	-
		<i>Pogoro</i>	377,499	 41%	24%	100%	2015-09-11	-
	PBT	<i>Vidunda</i>	65,299	 27%	PBT	100%	2016-07-15	-
		<i>Yao</i>	519,000	 17%	0%	74%	-	-
	PBT	<i>Zaramo</i>	917,519	 10%	PBT	42%	-	-
		<i>Zigua</i>	592,909	 43%	26%	100%	2015-09-11	-
4	Zambia							
	BSZ	<i>Ila</i>	83,759	 28%	7%	100%	2016-07-12	-
		<i>Nkangala</i>	50,000	 10%	0%	44%	-	-
		<i>Luyana</i>	3,100	 10%	0%	45%	-	-
		<i>Soli</i>	104,693	 25%	3%	100%	-	-
4	Zimbabwe							
		<i>Chikunda</i>	218,077	 73%	64%	100%	N/A	-
		<i>Kalanga</i>	1,141,000	 5%	0%	23%	-	N/A
		<i>Korekore</i>	155,000	 5%	0%	23%	-	N/A
		<i>Nambya</i>	133,000	 7%	0%	29%	-	N/A
		TOTAL:	36,069,264					
*The New Testament was translated by another agency.								