

# THE WORD FOR THE WORLD STATUS OF BIBLE TRANSLATIONS

(July 1, 2019)

<b>500</b>	<b>GOAL FOR BIBLES COMPLETED BY 2050</b>
132	<i>Bible Translations Completed or in Progress</i>
130	<i>Bible Translations in Progress</i>
2	<i>Bible Translations Completed</i>
24	<i>New Testament Translations Completed</i>
41,858,523	<i>Estimated Population of Primary Speakers</i>

## NORTHERN AFRICA

#	Language	Primary Speakers	% Bible Finished	% OT Finished	% NT Finished	NT Available	Bible Available
24	<b>Ethiopia</b>						
	<i>Aari</i>	357,949	89%	86%	100%	1997*	-
	<i>Awngi</i>	788,576	36%	21%	87%	-	-
	<i>Baiso</i>	10,350	19%	0%	81%	-	-
	<i>Banna</i>	35,000	18%	23%	0%	-	-
	<i>Basketo</i>	113,000	27%	35%	0%	2015*	-
	<i>Bench</i>	510,000	85%	85%	85%	1990*	-
	<i>Borna</i>	76,939	46%	34%	86%	-	-
	<i>Burji</i>	129,000	19%	25%	0%	-	-
	<i>Dawro</i>	544,000	88%	85%	100%	2012-06-13	-
	<i>Gamo</i>	1,107,163	88%	85%	100%	2012-01-01	-
	<i>Gayil</i>	85,000	20%	0%	85%	-	-
	<i>Gedeo</i>	986,977	86%	87%	85%	-	-
	<i>Gofa</i>	447,370	88%	85%	100%	2012-01-01	-
	<i>Guji</i>	2,000,000	88%	85%	100%	2008-08-02	-
	<i>Halaba</i>	287,282	45%	32%	86%	-	-
	<i>Konta</i>	90,846	27%	9%	86%	-	-
	<i>Maale</i>	120,938	100%	100%	100%	2008-07-29	2016-07-10
	<i>Maro*</i>	91,000	7%	0%	32%	-	-
	<i>Melo</i>	128,000	29%	11%	86%	-	-
	<i>Meqa*</i>	209,000	8%	0%	36%	-	-
	<i>Oyda</i>	55,724	32%	15%	86%	-	-
	<i>Qena*</i>	287,000	9%	3%	27%	-	-
	<i>Sheko</i>	46,406	25%	7%	83%	-	-
	<i>Yemsa</i>	197,506	32%	16%	86%	-	-

\*Pseudonym used for security reasons.

†The New Testament was translated by another agency and was not included in TWFTW's Total figure.

## THE WORD FOR THE WORLD STATUS OF BIBLE TRANSLATIONS

(July 1, 2019)

### NORTHERN AFRICA (continued)

#	Language	Primary Speakers	% Bible Finished	% OT Finished	% NT Finished	NT Available	Bible Available
11	<b>Nigeria</b>						
	<i>Alago</i>	35,000	New	0%	0%	-	-
	<i>Arumu-Tesu</i>	4,800	New	0%	0%	-	-
	<i>Ashen</i>	25,000	New	0%	0%	-	-
	<i>Basa- Grmana</i>	17,000	New	0%	0%	-	-
	<i>Bu</i>	10,000	New	0%	0%	-	-
	<i>Eloyi</i>	27,300	New	0%	0%	-	-
	<i>Gwandara</i>	25,000	New	0%	0%	-	-
	<i>Ngwoi</i>	30,000	New	0%	0%	-	-
	<i>Numana</i>	35,000	New	0%	0%	-	-
	<i>Tanga*</i>	17,000	New	0%	0%	-	-
	<i>Ushama</i>	10,000	New	0%	0%	-	-

### SOUTHERN AFRICA

#	Language	Primary Speakers	% Bible Finished	% OT Finished	% NT Finished	NT Available	Bible Available
1	<b>DRC</b>						
	<i>Taabua</i>	961,519	70%	61%	100%	2009-08-15	-
2	<b>Malawi</b>						
	<i>Lambya</i>	300,000	79%	73%	100%	2016-04-23	-
	<i>Sena</i>	359,000	100%	100%	100%	2000-04-20	2006-08-09
18	<b>Tanzania</b>						
PBT	<i>Kutu</i>	91,824	28%	PBT	100%	2016-10-15	-
PBT	<i>Kwere</i>	205,341	33%	PBT	100%	2015-09-11	-
	<i>Lughuru</i>	959,531	60%	48%	100%	2015-09-11	-
PBT	<i>Makonde</i>	1,643,872	10%	PBT	42%	-	-
	<i>Makua</i>	1,648,237	55%	42%	100%	2016-07-01	-
	<i>Matengo</i>	308,590	15%	0%	65%	-	-
	<i>Mpoto</i>	123,900	18%	0%	78%	-	-
PBT	<i>Mwera</i>	641,881	10%	PBT	42%	-	-
	<i>Ndamba</i>	112,229	53%	39%	100%	2015-09-11	-
	<i>Ndendeule</i>	139,709	16%	0%	68%	-	-
	<i>Ngindo</i>	449,618	51%	36%	100%	2016-07-20	-
	<i>Ngoni</i>	409,829	23%	4%	87%	-	-

\*Pseudonym used for security reasons.

†The New Testament was translated by another agency and was not included in TWFTW's Total figure.

# THE WORD FOR THE WORLD STATUS OF BIBLE TRANSLATIONS

(July 1, 2019)

## SOUTHERN AFRICA (continued)

#	Language	Primary Speakers	% Bible Finished	% OT Finished	% NT Finished	NT Available	Bible Available
<b>Tanzania (continued)</b>							
	<i>Nguu</i>	269,769	52%	38%	100%	2015-09-11	-
	<i>Pogoro</i>	377,499	56%	43%	100%	2015-09-11	-
PBT	<i>Vidunda</i>	65,299	27%	PBT	100%	2016-07-15	-
	<i>Yao</i>	519,000	21%	4%	77%	-	-
PBT	<i>Zaramo</i>	917,519	10%	PBT	42%	-	-
	<i>Zigua</i>	592,909	53%	39%	100%	2015-09-11	-
8	<b>Zambia</b>						
	<i>Aushi</i>	100,000	New	0%	0%	-	-
	<i>Bwile</i>	101,000	New	0%	0%	-	-
BSZ	<i>Ila</i>	83,759	42%	24%	100%	2016-07-12	-
	<i>Nkangala</i>	50,000	12%	0%	51%	-	-
	<i>Luyana</i>	3,100	12%	0%	54%	-	-
	<i>Soli</i>	104,693	38%	19%	100%	2018-04-28	-
	<i>Swaka</i>	69,000	New	0%	0%	-	-
	<i>Tokaleya</i>	47,900	New	0%	0%	-	-
4	<b>Zimbabwe</b>						
	<i>Chikunda</i>	218,077	73%	64%	100%	2009-09-11	-
	<i>Kalanga</i>	818,000	11%	0%	48%	-	-
	<i>Korekore</i>	135,000	12%	0%	51%	-	-
	<i>Nambya</i>	104,000	11%	0%	48%	-	-

## SOUTH ASIA\*

#	Language	Primary Speakers	% Bible Finished	% OT Finished	% NT Finished	NT Available	Bible Available
56	<b>India</b>						
4	<b>Andhra Pradesh</b>						
	<i>Japu</i>	126,659	5%	0%	21%	-	-
	<i>Rel</i>	22,000	9%	0%	38%	-	-
	<i>Soko</i>	1,500	10%	0%	42%	-	-
	<i>Wari</i>	9,300	9%	0%	38%	-	-
5	<b>Karnataka State</b>						
	<i>Goli</i>	20,179	12%	0%	52%	-	-
	<i>Hapi</i>	15,000	9%	0%	38%	-	-
	<i>Pani</i>	30,000	3%	0%	11%	-	-

































\*Pseudonym used for security reasons.

†The New Testament was translated by another agency and was not included in TWFTW's Total figure.

# THE WORD FOR THE WORLD STATUS OF BIBLE TRANSLATIONS

(July 1, 2019)

## SOUTH ASIA (continued)\*

#	Language	Primary Speakers	% Bible Finished	% OT Finished	% NT Finished	NT Available	Bible Available
	<b>India (continued)</b>						
	<i>Sidi</i>	45,000	 12%	0%	54%	-	-
	<i>Sigar</i>	15,000	 13%	0%	55%	-	-
4	<b>Madhya Pradesh State</b>						
	<i>Bhili</i>	391,378	 12%	0%	51%	-	-
	<i>Bhumi</i>	261,034	 12%	0%	51%	-	-
	<i>Mera</i>	3,013,874	 12%	0%	50%	-	-
	<i>Pori</i>	427,668	 12%	0%	51%	-	-
8	<b>Maharashtra State</b>						
	<i>Ahra</i>	779,000	 18%	0%	76%	-	-
	<i>Daka</i>	139,000	 18%	0%	76%	-	-
	<i>Galan</i>	20,200	 7%	0%	32%	-	-
	<i>Holi</i>	500	 18%	0%	76%	-	-
	<i>Lohi</i>	150,000	 18%	0%	76%	-	-
	<i>Nali</i>	30,000	 18%	0%	79%	-	-
	<i>Nari</i>	10,000	 6%	0%	28%	-	-
	<i>Pala</i>	25,000	 18%	0%	76%	-	-
11	<b>North</b>						
NLCI	<i>Ari</i>	25,370	 19%	2%	76%	-	-
NLCI	<i>Biro</i>	21,620	 17%	2%	69%	-	-
NLCI	<i>Bija</i>	15,560	 19%	2%	77%	-	-
NLCI	<i>Baks</i>	51,310	 14%	0%	62%	-	-
NLCI	<i>Dunri</i>	190,580	 25%	4%	94%	-	-
NLCI	<i>Jasari</i>	110,000	 22%	4%	81%	-	-
NLCI	<i>Kinri</i>	63,600	 12%	1%	52%	-	-
NLCI	<i>Kinrip</i>	?	 42%	28%	91%	-	-
NLCI	<i>Meri</i>	5,350	 25%	6%	86%	-	-
NLCI	<i>Meti</i>	645,000	 3%	0%	15%	-	-
NLCI	<i>Shakti</i>	3,644,000	 31%	13%	94%	-	-
12	<b>Odisha State</b>						
	<i>Bopo</i>	50,000	 20%	0%	86%	-	-
	<i>Dega</i>	300,000	 20%	0%	86%	-	-
	<i>Hado</i>	150,000	 20%	0%	86%	-	-
	<i>Jursa</i>	75,000	 20%	0%	86%	-	-
	<i>Kopo</i>	15,000	 20%	0%	86%	-	-
	<i>Koy</i>	70,000	 19%	0%	82%	-	-
NLCI	<i>Kudha</i>	362,000	 17%	2%	67%	-	-

\*Pseudonym used for security reasons.

†The New Testament was translated by another agency and was not included in TWFTW's Total figure.

# THE WORD FOR THE WORLD STATUS OF BIBLE TRANSLATIONS

(July 1, 2019)

## SOUTH ASIA (continued)\*

#	Language	Primary Speakers	% Bible Finished	% OT Finished	% NT Finished	NT Available	Bible Available
	<b>India (continued)</b>						
	<i>Kuv</i>	158,000	19%	0%	82%	-	-
	<i>Nepo</i>	139,321	20%	0%	86%	-	-
	<i>Olga</i>	150,000	4%	5%	0%	2012*	-
	<i>Rimu</i>	200,000	20%	0%	86%	-	-
	<i>Sida</i>	350,000	20%	0%	86%	-	-
6	<b>South</b>						
NLCI	<i>Cheta</i>	5,000	27%	6%	100%	-	-
NLCI	<i>Manna</i>	7,850	27%	6%	100%	-	-
NLCI	<i>Muga</i>	3,370	27%	6%	100%	-	-
NLCI	<i>Matan</i>	16,800	27%	6%	100%	-	-
NLCI	<i>Pakru</i>	3,870	27%	6%	100%	-	-
NLCI	<i>Ravla</i>	31,900	27%	5%	100%	-	-
3	<b>Nepal</b>						
	<i>Airuh</i>	?	New	0%	0%	-	-
	<i>Nathu</i>	1,530,000	New	0%	0%	-	-
	<i>Lina</i>	?	New	0%	0%	-	-

## SOUTHEAST ASIA\*

#	Language	Primary Speakers	% Bible Finished	% OT Finished	% NT Finished	NT Available	Bible Available
4	<b>Myanmar</b>						
NECTAR	<i>Da</i>	43,000	28%	7%	100%	-	-
NECTAR	<i>Kinerah</i>	3,000,000	2%	0%	9%	-	-
NECTAR	<i>Unda</i>	250,000	New	0%	0%	-	-
NECTAR	<i>Weida</i>	700,000	New	0%	0%	-	-
6	<b>NorthEast</b>						
NECTAR	<i>Bun</i>	5,000	25%	3%	100%	2019-03-15	-
NECTAR	<i>Karam</i>	2,000	17%	0%	75%	-	-
NECTAR	<i>Mpri</i>	1,485,000	18%	0%	80%	-	-
NECTAR	<i>Nagatu</i>	15,000	26%	3%	100%	2019-03-15	-
NECTAR	<i>Kechep</i>	25,000	32%	12%	100%	2017-10-27	-
NECTAR	<i>Tag</i>	50,000	26%	4%	100%	2019-03-15	-

\*Pseudonym used for security reasons.

†The New Testament was translated by another agency and was not included in TWFTW's Total figure.

# THE WORD FOR THE WORLD STATUS OF BIBLE TRANSLATIONS

(July 1, 2019)

## CENTRAL EUROPE

#	Language	Primary Speakers	% Bible Finished	% OT Finished	% NT Finished	NT Available	Bible Available
1	Slovakia						
	<i>E. Slovak Romani</i>	488,000	71%	63%	100%	2014-11-08	-

\*Pseudonym used for security reasons.

†The New Testament was translated by another agency and was not included in TWFTW's Total figure.